

MONITORAGGIO INVIO PLASMA ALLA LAVORAZIONE FARMACEUTICA

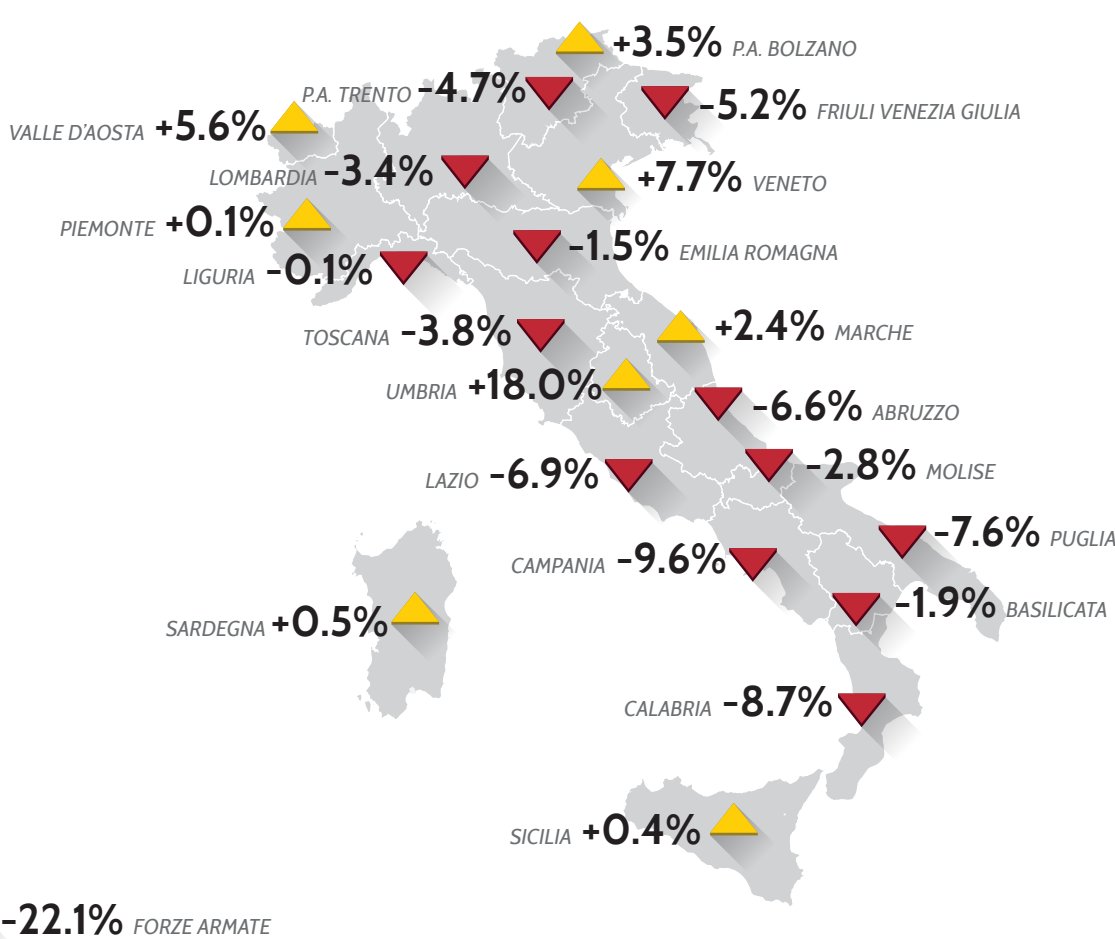
PERIODO GENNAIO - LUGLIO 2014 E 2015

I dati non sono espressione della plasma produzione regionale ma esclusivamente di quanto ritirato dall'azienda di frazionamento per la sola produzione di plasmaderivati. I dati sono elaborati, a cura del CNS, sulla base delle informazioni fornite da Kedrion Spa e potranno subire modeste variazioni a seguito della loro definitiva validazione. Il confronto con le informazioni relative all'analogo periodo dell'anno 2014 potrà consentire, ove opportuno, di adottare i necessari assestamenti rispetto alle previsioni enunciate dalle Regione e Province Autonome per l'anno 2015.

VARIAZIONI % GENNAIO - LUGLIO 2014 e 2015

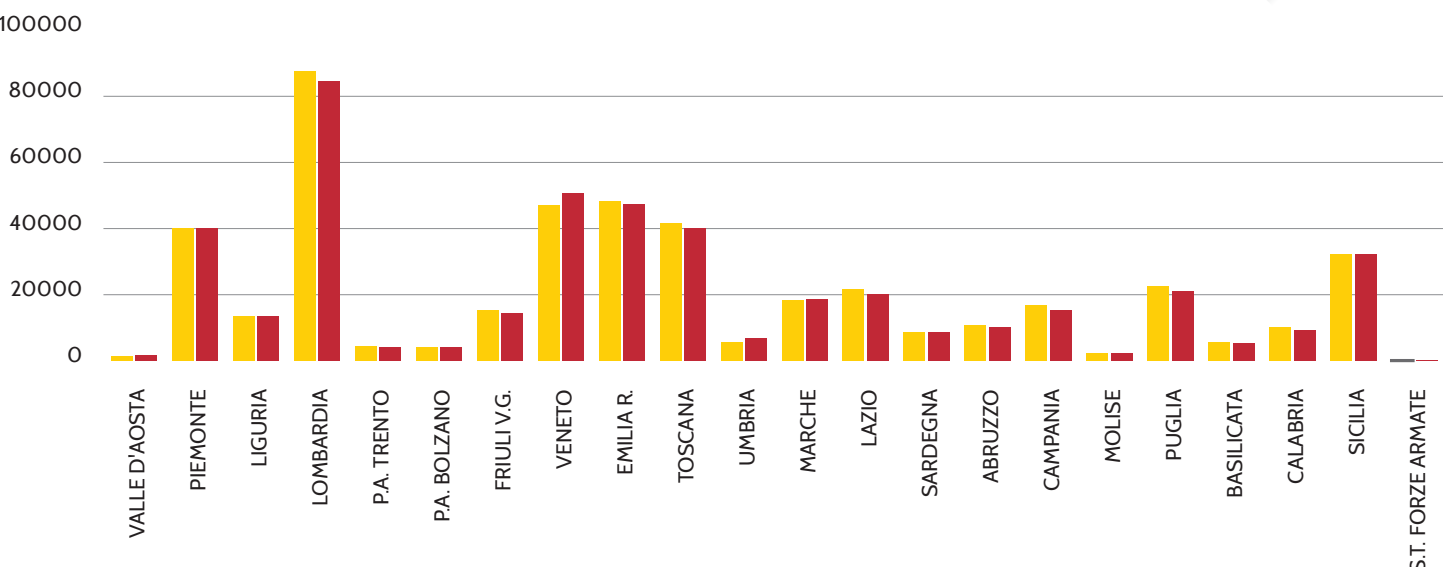
ITALIA -1.6 %

AUMENTO % ▲ DIMINUZIONE % ▼



TOTALI PER REGIONE VALORI IN KG

ANNO 2014 ● ANNO 2015 ●

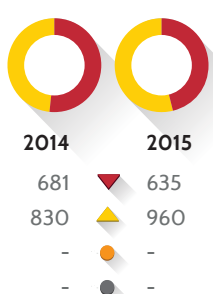


Regione	2014	2015	Regione	2014	2015	Regione	2014	2015
VALLE D'AOSTA	1511	1595	EMILIA R.	48140	47440	MOLISE	2242	2179
PIEMONTE	40045	40096	TOSCANA	41674	40110	PUGLIA	22634	20915
LIGURIA	13453	13435	UMBRIA	5686	6711	BASILICATA	5481	5375
LOMBARDIA	87607	84643	MARCHE	18262	18699	CALABRIA	10062	9183
P.A. TRENTO	4365	4159	LAZIO	21647	20147	SICILIA	32120	32253
P.A. BOLZANO	3990	4128	SARDEGNA	8606	8652	ST FORZE ARMATE	164	128
FRIULI V.G.	15260	14473	ABRUZZO	10733	10023			
VENETO	46897	50529	CAMPANIA	16926	15300	TOTALE ITALIA	457504	450174

COMPOSIZIONE PLASMA VALORI IN KG

CATEGORIA A ● CATEGORIA B ●
CATEGORIA C ● ANTIPEATITE ●


VALLE D'AOSTA



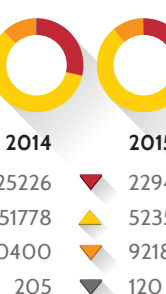
PIEMONTE



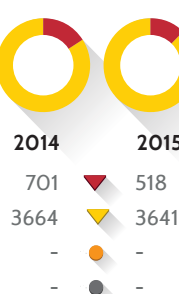
LIGURIA



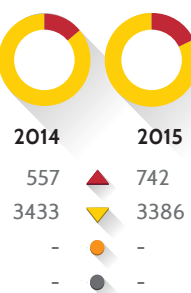
LOMBARDIA



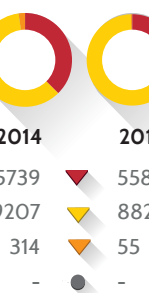
P.A. TRENTO



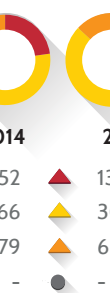
P.A. BOLZANO



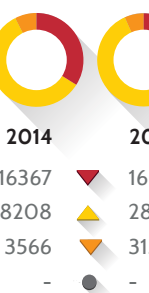
FRIULI V. G.



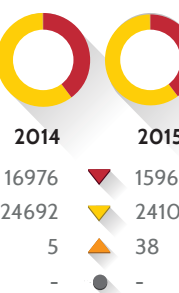
VENETO



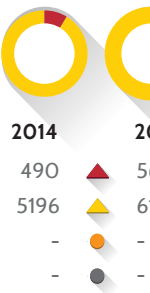
EMILIA R.



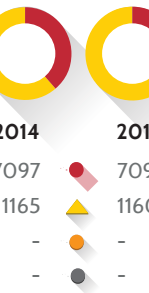
TOSCANA




UMBRIA



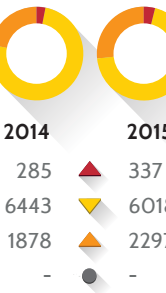
MARCHE



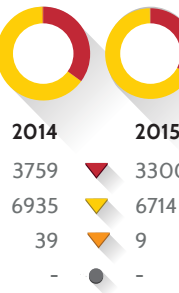
LAZIO



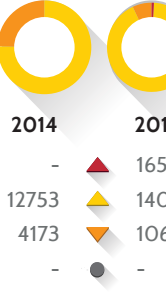
SARDEGNA



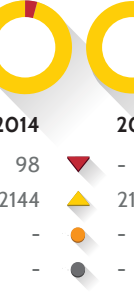
ABRUZZO




CAMPANIA



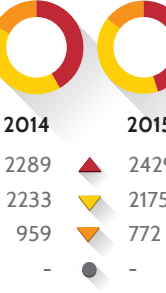
MOLISE



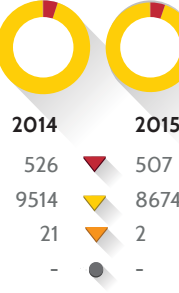
PUGLIA



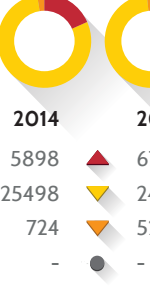
BASILICATA



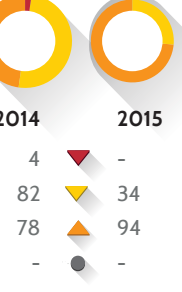
CALABRIA



SICILIA



FORZE ARMATE



TOTALE ITALIA

